

Compact explosion proof temperature switch

Type T9692X

Features

- Compact design
- NEMA 4X, 7 & 9
- SPDT and DPDT switch
- ATEX approved
- Class I Div I
- Local mount or capillary type
- Panel mount capability
- 316 stainless steel
- NACE compliant
- Armored capillary

Adjustment ranges

-23 °C...+43 °C bis 82 °C...+165 °C

Applications

Offshore,
Chemical plants & refineries,
Compressor skids,
Instrument panels,
Hazardous location applications

Technical Data

Repeatability:	±63% of full scale
Typical life:	1 million cycles
Switch type:	SPDT, snap action, Class EE, simulated DPDT (optional) with 2 SPDT
Electrical ratings:	11 A 125/250 VAC 5 A 30 VDC (EE class)
Material: Capillary & armor: Housing: Sensor:	316 stainless steel (1.4401/1.4436) 316 stainless steel (1.4401/1.4436) stainless steel
Electrical connection:	1/2" NPT male conduit connection 18 AWG, 18" (450 mm) free leads
Protection class:	NEMA 4X, 7 & 9
Approvals: ATEX: UL: CSA:	CE 0081 LCIE 08 ATEX 6074X Ex II 2 G Ex d IIC T6, $-40\text{ °C} \leq T_{\text{amb}} \leq 60\text{ °C}$ Listed 366S, Class: I, Groups: A, B, C, D, $-25\text{ °C} \leq T_{\text{amb}} \leq 60\text{ °C}$ Class: I, Groups: B, C, D $-40\text{ °C} \leq T_{\text{amb}} \leq 60\text{ °C}$

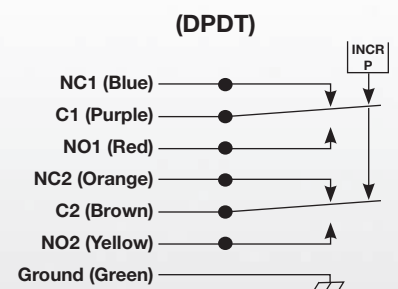
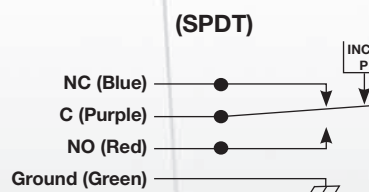
Ambient temperature: CSA & ATEX: UL:	-40 °C to 60 °C (-40 °F to 140 °F) -25 °C to 60 °C (-13 °F to 140 °F)
EMI/RFI (EMC):	EN55011
Vibration resistance:	10g 10-500 Hz, MIL-STD 202 °F
Shock resistance:	50g 11 ms, MIL-S-901C
Set point adjustment:	Adjustment knob can be locked by means of setscrew (hexagon socket SW 1.5). Set point is increased by turning the adjustment knob clockwise.
Weight:	max. 1.4 kg



Index: C

Switching and connection diagram

	Circuit #1	Circuit #2
Normally Closed/NC	Blue	Orange
Common	Purple	Brown
Normally Open/NO	Red	Yellow
Ground	Green	



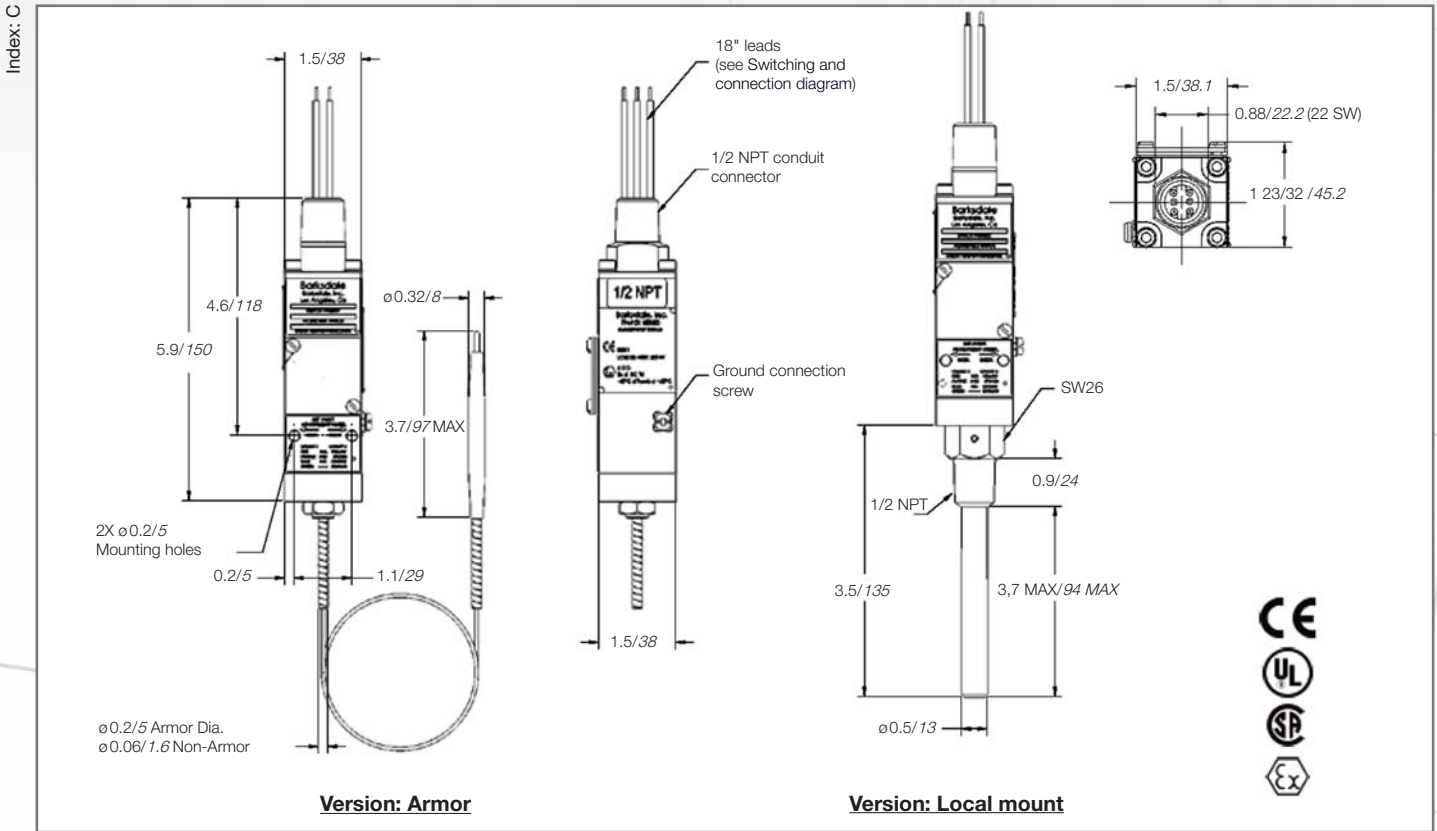
Specifications are subject to changes without notice.

Temperature

Compact explosion proof temperature switch

Type T9692X

Dimensions (in mm / inch)



Product Configurator

Example	T9692X	-1	EE	-1	-072	
---------	--------	----	----	----	------	--

Base Configurator

T9692X Temperature switch

Switch contact

-1	SPDT
-2	DPDT (simulated with 2 SPDT)

Micro switch

EE	Silver contacts 11 A, 125V/250 VAC; 5 A, 30 VDC
GH	Gold contacts 1 A, 125/250 VAC

Temperature ranges

	Adjustment range	Approx. deadband ² Actuation value	Max. temperature range	Proof temperature
-1	-10 °F to 110 °F (-23 °C to 43 °C)	5 °F to 30 °F (2,8 °C to 16,7 °C)	-40 °F to 160 °F (-40 °C to 71 °C)	160 °F (71 °C)
-2	95 °F to 220 °F (35 °C to 104 °C)	5 °F to 30 °F (2,8 °C to 16,7 °C)	40 °F to 270 °F (4 °C to 132 °C)	270 °F (132 °C)
-3	180 °F to 330 °F (82 °C to 165 °C)	5 °F to 30 °F (2,8 °C to 16,7 °C)	70 °F to 380 °F (21 °C to 193 °C)	380 °F (193 °C)

Options

---	Standard
-A ¹	Stainless steel, armor
-SXXX	with factory set point adjustment
-WXXX	Extra wire length (XXX=inches)

Capillary Length

-072	6 ft (1.8 meters)
-108	9 ft (2.7 meters)
-144	12 ft (3.7 meters)
-001	Local mount

¹ Not available in local mount

² Deadband values indicated when used with the "EE" limit switch.

Accessories

Order No.	Description
926-0811	Ex d - Terminal box incl. terminal (drawing 923-1533 on request)
999-0081	Tamper proof cover